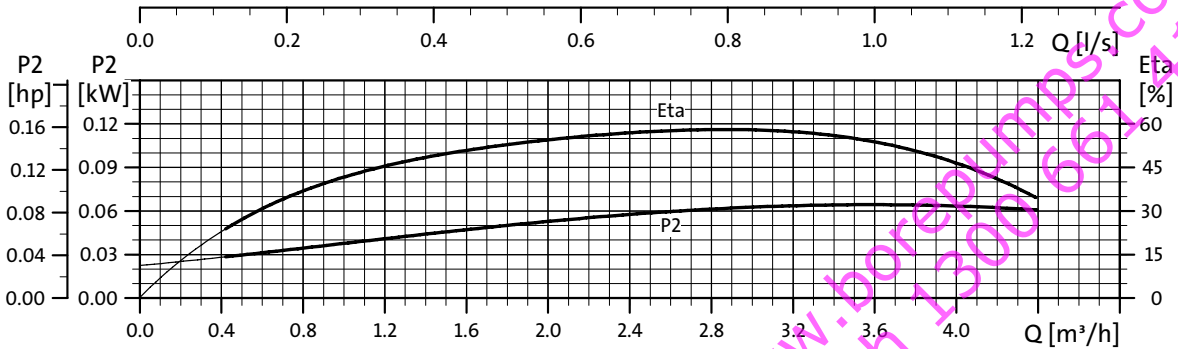
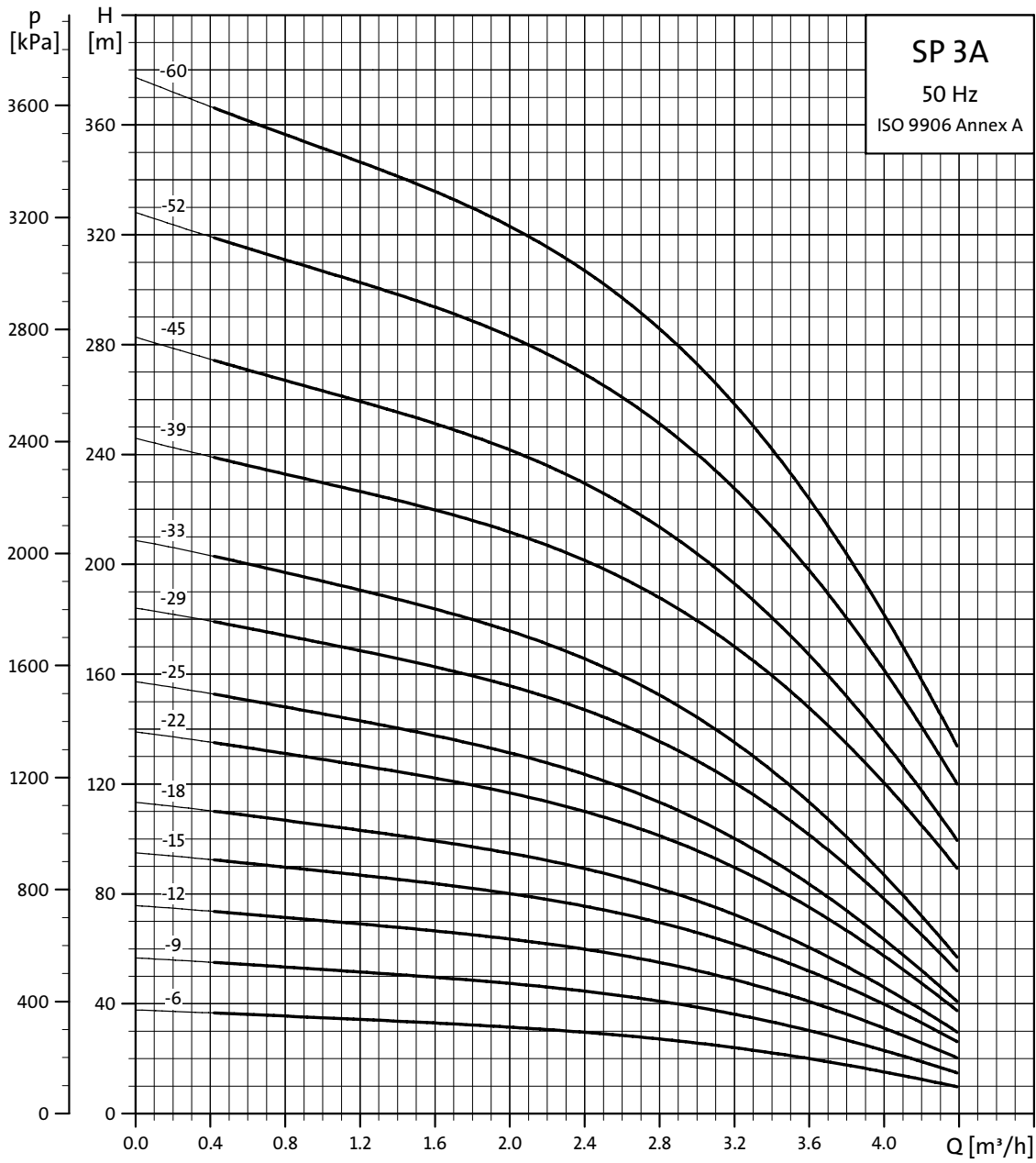


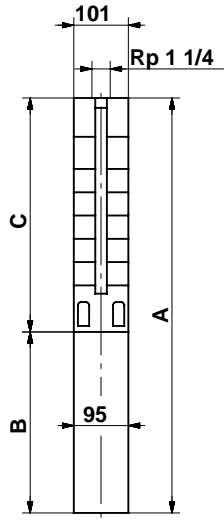
SP 3A



Explanation of efficiency curve, please see "Curve conditions" on page 4.

TM00 7273 4702

Dimensions and weights



101 mm = Maximum diameter of pump inclusive of cable guard and motor.

TM00 0955 1196

Pump type	Motor		Dimensions [mm]						Net weight [kg]	
	Type	Power [kW]	C	B		A		1x230V	3x230V 3x400V	
				1x230V	3x230V 3x400V	1x230V	3x230V 3x400V			
SP 3A-6	MS 402	0.37	281	256	226	537	507	10	9	
SP 3A-6N	MS 4000R	2.2	326	573		899		26		
SP 3A-6N	MS 4000R	0.75	326		398		724		18	
SP 3A-9	MS 402	0.55	344	291	241	635	585	12	10	
SP 3A-9N	MS 4000R	2.2	389	573		962		27		
SP 3A-9N	MS 4000R	0.75	389		398		787		19	
SP 3A-12	MS 402	0.75	407	306	276	713	683	13	12	
SP 3A-12N	MS 4000R	2.2	452	573		1025		28		
SP 3A-12N	MS 4000R	0.75	452		398		850		20	
SP 3A-15	MS 402	1.1	470	346	306	816	776	16	14	
SP 3A-15N	MS 4000R	2.2	515	573		1088		29		
SP 3A-15N	MS 4000R	1.1	515		413		928		22	
SP 3A-18	MS 402	1.1	533	346	306	879	839	16	15	
SP 3A-18N	MS 4000R	2.2	578	573		1151		30		
SP 3A-18N	MS 4000R	1.1	578		413		991		23	
SP 3A-22	MS 402	1.5	617	346	346	963	963	18	17	
SP 3A-22N	MS 4000R	2.2	662	573		1235		31		
SP 3A-22N	MS 4000R	1.5	662		413		1075		24	
SP 3A-25	MS 402	1.5	680	346	346	1026	1026	18	18	
SP 3A-25N	MS 4000R	2.2	725	573		1298		32		
SP 3A-25N	MS 4000R	1.5	725		413		1138		25	
SP 3A-29	MS 4000	2.2	764	573		1337		29		
SP 3A-29	MS 402	2.2	764		346		1110		20	
SP 3A-29N	MS 4000R	2.2	809	573	453	1382	1262	33	28	
SP 3A-33	MS 4000	2.2	848	573		1421		30		
SP 3A-33	MS 402	2.2	848		346		1194		21	
SP 3A-33N	MS 4000R	2.2	893	573	453	1466	1346	34	29	
SP 3A-39	MS 4000	3.0	1019		493		1512		32	
SP 3A-39N	MS 4000R	3.0	1019		493		1512		32	
SP 3A-45	MS 4000	3.0	1145		493		1638		34	
SP 3A-45N	MS 4000R	3.0	1145		493		1638		34	
SP 3A-52	MS 4000	4.0	1292		573		1865		41	
SP 3A-52N	MS 4000R	4.0	1292		573		1865		41	
SP 3A-60	MS 4000	4.0	1460		573		2033		43	
SP 3A-60N	MS 4000R	4.0	1460		573		2033		43	

www.borepumps.com.au
Ph 1300 661 417